

Production Worksheet

Wilcom EmbroideryStudio - Designing

RUBIK'S CUBE A 3X3

Design: Rubik's cube A 3x3

Title:


Stitches: 6,847
Height: 48.3 mm
Width: 76.5 mm
Colors: 2
Colorway: Colorway 1
Zoom: 1.69



Machine format: Tajima
Color changes: 3
Stops: 4
Trims: 22
Left: 38.3 mm
Right: 38.3 mm
Up: 24.2 mm
Down: 24.2 mm
EndX: 0.0 mm
EndY: 0.0 mm
Area: 3699.1 mm²
Max stitch: 5.5 mm
Min stitch: 0.2 mm
Max jump: 6.1 mm

Stop Sequence:

| # | N# | Color | St. | Code | Name | Chart |
|----|----|-------|-------|------|-------|--------------------|
| 1. | 2 | | 1,657 | 1003 | White | Madeira Classic 40 |
| 2. | 1 | | 3,133 | 1000 | Black | Madeira Classic 40 |
| 3. | 2 | | 5,044 | 1003 | White | Madeira Classic 40 |
| 4. | 1 | | 6,845 | 1000 | Black | Madeira Classic 40 |



Color Film

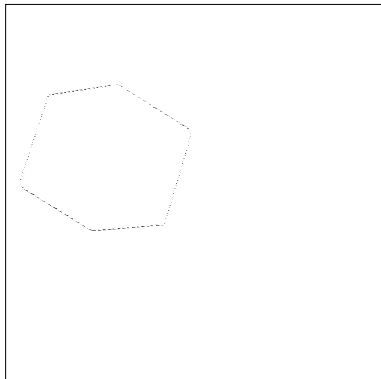
Wilcom EmbroideryStudio - Designing

RUBIK'S CUBE A 3X3


Design: **Rubik's cube A 3x3**

Title:

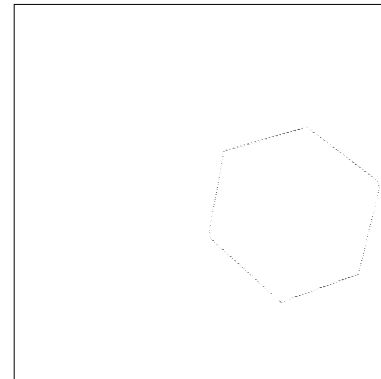
Stitches: 6,847
Height: 48.3 mm
Width: 76.5 mm
Colors: 2
Colorway: Colorway 1
Zoom: 0.62




Stop #: 1
Element:
Code: 1003
Name: White
Chart: Madeira Classic 40
Stitches: 1,657
Thread used: 11.01m



Stop #: 2
Element:
Code: 1000
Name: Black
Chart: Madeira Classic 40
Stitches: 1,476
Thread used: 7.28m



Stop #: 3
Element:
Code: 1003
Name: White
Chart: Madeira Classic 40
Stitches: 1,911
Thread used: 12.63m



Stop #: 4
Element:
Code: 1000
Name: Black
Chart: Madeira Classic 40
Stitches: 1,801
Thread used: 8.75m