

Production Worksheet

Wilcom EmbroideryStudio - Designing

LADYBIRD 5X5

Design: **Ladybird 5x5**

Title:


Stitches: 9,231
Height: 127.3 mm
Width: 112.6 mm
Colors: 5
Colorway: Colorway 1
Zoom: 1.03



Machine format: Tajima
Color changes: 6
Stops: 7
Trims: 16
Left: 56.3 mm
Right: 56.3 mm
Up: 63.7 mm
Down: 63.7 mm
EndX: 0.0 mm
EndY: 0.0 mm
Area: 14332.7 mm²
Max stitch: 6.5 mm
Min stitch: 0.4 mm
Max jump: 6.5 mm

Stop Sequence:

#	N#	Color	St.	Code	Name	Chart
1.	3		429	1083	Placement Line	Applique
2.	5		785	1095	Tackdown	Applique
3.	4		2,904	1009		Madeira Classic 40
4.	3		3,493	1083	Placement Line	Applique
5.	1		4,318	1166	Tackdown	Applique
6.	2		7,066	1447		Madeira Classic 40
7.	4		9,229	1009		Madeira Classic 40



Color Film


Wilcom EmbroideryStudio - Designing

LADYBIRD 5X5


Design: **Ladybird 5x5**

Title:


Stitches: 9,231
Height: 127.3 mm
Width: 112.6 mm
Colors: 5
Colorway: Colorway 1
Zoom: 0.37



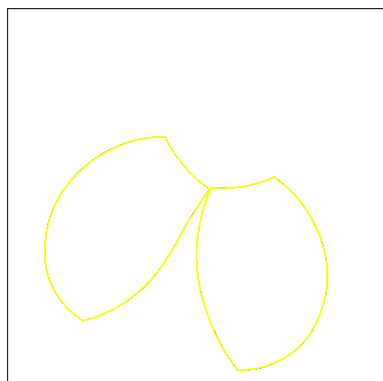
Stop #: 1
Element:
Code: 1083
Name: Placement Line
Chart: Applique
Stitches: 429
Thread used: 1.97m




Stop #: 2
Element:
Code: 1095
Name: Tackdown
Chart: Applique
Stitches: 356
Thread used: 2.02m




Stop #: 3
Element:
Code: 1009
Name:
Chart: Madeira Classic 40
Stitches: 2,119
Thread used: 13.03m



Stop #: 4
Element:
Code: 1083
Name: Placement Line
Chart: Applique
Stitches: 589
Thread used: 2.70m



Stop #: 5
Element:
Code: 1166
Name: Tackdown
Chart: Applique
Stitches: 825
Thread used: 5.11m



Stop #: 6
Element:
Code: 1447
Name:
Chart: Madeira Classic 40
Stitches: 2,748
Thread used: 22.20m

Color Film


Wilcom EmbroideryStudio - Designing

LADYBIRD 5X5

Design: **Ladybird 5x5**

Title:

Stitches: 9,231
Height: 127.3 mm
Width: 112.6 mm
Colors: 5
Colorway: Colorway 1
Zoom: 0.37



Stop #: 7
Element:
Code: 1009
Name:
Chart: Madeira Classic 40
Stitches: 2,163
Thread used: 11.83m