

Production Worksheet

Wilcom EmbroideryStudio - Designing

BABY SPPAROW 3X3

Design: **Baby Spparow 3x3**

Title:


Stitches: 7,712
Height: 71.6 mm
Width: 76.5 mm
Colors: 4
Colorway: Colorway 1
Zoom: 1.53



Machine format: Tajima
Color changes: 4
Stops: 5
Trims: 6
Left: 38.3 mm
Right: 38.3 mm
Up: 35.8 mm
Down: 35.8 mm
EndX: 0.0 mm
EndY: 0.0 mm
Area: 5476.4 mm²
Max stitch: 7.0 mm
Min stitch: 0.1 mm
Max jump: 7.0 mm

Stop Sequence:

#	N#	Color	St.	Code	Name	Chart
1.	2		885	1447		Madeira Classic 40
2.	3		4,155	1372	Pumpkin Spice	Madeira Classic 40
3.	1		5,401	1450		Madeira Classic 40
4.	2		7,645	1447		Madeira Classic 40
5.	4		7,710	1000	Black	Madeira Classic 40



Color Film


Wilcom EmbroideryStudio - Designing

BABY SPARROW 3X3


Design: **Baby Sparrow 3x3**

Title:


Stitches: 7,712
Height: 71.6 mm
Width: 76.5 mm
Colors: 4
Colorway: Colorway 1
Zoom: 0.62




Stop #: 1
Element:
Code: 1447
Name:
Chart: Madeira Classic 40
Stitches: 885
Thread used: 3.16m




Stop #: 2
Element:
Code: 1372
Name: Pumpkin Spice
Chart: Madeira Classic 40
Stitches: 3,270
Thread used: 20.74m



Stop #: 3
Element:
Code: 1450
Name:
Chart: Madeira Classic 40
Stitches: 1,246
Thread used: 7.70m



Stop #: 4
Element:
Code: 1447
Name:
Chart: Madeira Classic 40
Stitches: 2,244
Thread used: 10.34m



Stop #: 5
Element:
Code: 1000
Name: Black
Chart: Madeira Classic 40
Stitches: 65
Thread used: 0.38m