

Production Worksheet

Wilcom EmbroideryStudio - Designing

CHICK 3X3

Design: **Chick 3x3**

Title:


Stitches: 7,529
Height: 76.7 mm
Width: 61.3 mm
Colors: 3
Colorway: Colorway 1
Zoom: 1.84



Machine format: Tajima
Color changes: 4
Stops: 5
Trims: 8
Left: 30.7 mm
Right: 30.7 mm
Up: 38.3 mm
Down: 38.3 mm
EndX: 0.0 mm
EndY: 0.0 mm
Area: 4703.7 mm²
Max stitch: 6.0 mm
Min stitch: 0.2 mm
Max jump: 6.0 mm

Stop Sequence:

#	N#	Color	St.	Code	Name	Chart
1.	1		4,822	1450		Madeira Classic 40
2.	2		6,942	1000		Madeira Classic 40
3.	1		7,088	1450		Madeira Classic 40
4.	2		7,450	1000		Madeira Classic 40
5.	3		7,527	1321	Bubble Gum Pink	Madeira Classic 40



Color Film


Wilcom EmbroideryStudio - Designing

CHICK 3X3


Design: **Chick 3x3**

Title:


Stitches: 7,529
Height: 76.7 mm
Width: 61.3 mm
Colors: 3
Colorway: Colorway 1
Zoom: 0.62




Stop #: 1
Element:
Code: 1450
Name:
Chart: Madeira Classic 40
Stitches: 4,822
Thread used: 32.20m




Stop #: 2
Element:
Code: 1000
Name:
Chart: Madeira Classic 40
Stitches: 2,120
Thread used: 10.49m



Stop #: 3
Element:
Code: 1450
Name:
Chart: Madeira Classic 40
Stitches: 146
Thread used: 0.63m



Stop #: 4
Element:
Code: 1000
Name:
Chart: Madeira Classic 40
Stitches: 362
Thread used: 1.78m



Stop #: 5
Element:
Code: 1321
Name: Bubble Gum Pink
Chart: Madeira Classic 40
Stitches: 77
Thread used: 0.28m