

Production Worksheet

Wilcom EmbroideryStudio - Designing

CAT C 4X4

Design: **Cat C 4x4**

Title:

Stitches: 6,187

Height: 56.2 mm

Width: 95.3 mm

Colors: 6

Colorway: Colorway 1

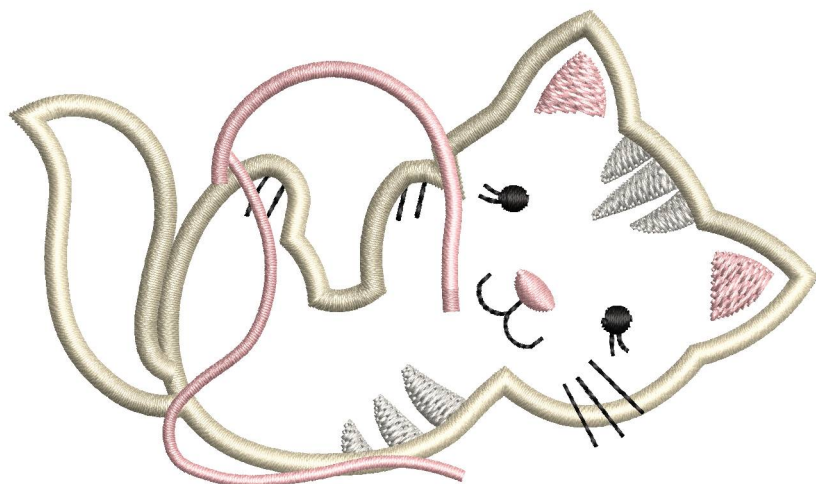
Zoom: 1.12



Machine format: Tajima
Color changes: 6
Stops: 7
Trims: 16
Left: 47.7 mm
Right: 47.7 mm
Up: 28.1 mm
Down: 28.1 mm
EndX: 0.0 mm
EndY: 0.0 mm
Area: 5353.1 mm²
Max stitch: 11.0 mm
Min stitch: 0.2 mm
Max jump: 6.8 mm

Stop Sequence:

#	N#	Color	St.	Code	Name	Chart
1.	1		567	1037	Placement line	Applique
2.	2		1,351	1037	Tackdown	Applique
3.	3		1,656	1000	Black	Madeira Classic 40
4.	4		2,341	1086	Sterling Silver	Madeira Classic 40
5.	5		4,823	1102	Light Moss Green	Madeira Classic 40
6.	6		6,109	1115	Powder Puff	Madeira Classic 40
7.	3		6,185	1000	Black	Madeira Classic 40



Color Film

Wilcom EmbroideryStudio - Designing

CAT C 4X4

Design: **Cat C 4x4**

Title:

Stitches: 6,187

Height: 56.2 mm

Width: 95.3 mm

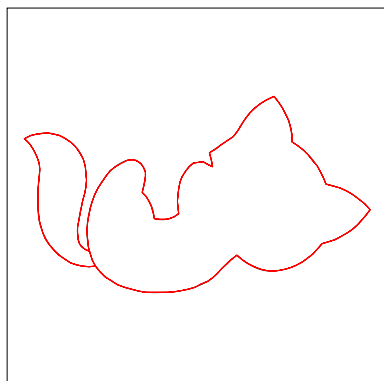
Colors: 6

Colorway: Colorway 1


Zoom: 0.50

LOGO4

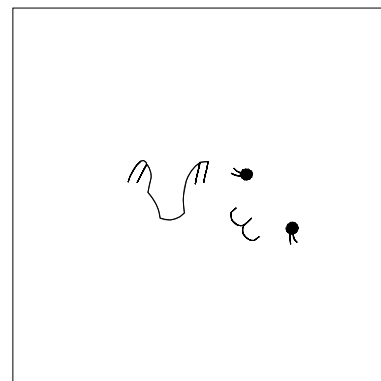
Digitizing



Stop #: 1
Element:
Code: 1037
Name: Placement line
Chart: Applique
Stitches: 567
Thread used: 2.45m




Stop #: 2
Element:
Code: 1037
Name: Tackdown
Chart: Applique
Stitches: 784
Thread used: 3.32m



Stop #: 3
Element:
Code: 1000
Name: Black
Chart: Madeira Classic 40
Stitches: 305
Thread used: 1.20m




Stop #: 4
Element:
Code: 1086
Name: Sterling Silver
Chart: Madeira Classic 40
Stitches: 685
Thread used: 2.82m



Stop #: 5
Element:
Code: 1102
Name: Light Moss Green
Chart: Madeira Classic 40
Stitches: 2,482
Thread used: 13.71m



Stop #: 6
Element:
Code: 1115
Name: Powder Puff
Chart: Madeira Classic 40
Stitches: 1,286
Thread used: 5.50m



Stop #: 7
Element:
Code: 1000
Name: Black
Chart: Madeira Classic 40
Stitches: 76
Thread used: 0.29m