

Production Worksheet

Wilcom EmbroideryStudio - Designing

BUNNY FACE A 4X4

Design: **Bunny Face A 4x4**

Title:





Stitches: 5,631
Height: 79.8 mm
Width: 95.0 mm
Colors: 4
Colorway: Colorway 1
Zoom: 1.29




LOGO4
Digitizing
ORDERS AT
SALES@LOGO4DIGITIZING.COM

Machine format: Tajima
Color changes: 3
Stops: 4
Trims: 9
Left: 47.5 mm
Right: 47.5 mm
Up: 39.9 mm
Down: 39.9 mm
EndX: 0.0 mm
EndY: 0.0 mm
Area: 7579.4 mm²
Max stitch: 10.7 mm
Min stitch: 0.1 mm
Max jump: 6.9 mm

Stop Sequence:

#	N#	Color	St.	Code	Name	Chart
1.	2		1,532	1428		Madeira Classic 40
2.	1		3,608	1148	Rustic Pink	Madeira Classic 40
3.	3		5,435	1000	Black	Madeira Classic 40
4.	4		5,629	1003	White	Madeira Classic 40



Color Film

Wilcom EmbroideryStudio - Designing

BUNNY FACE A 4X4


Design: **Bunny Face A 4x4**

Title:

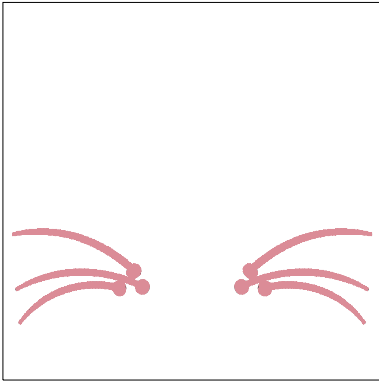
Stitches: 5,631
Height: 79.8 mm
Width: 95.0 mm
Colors: 4
Colorway: Colorway 1
Zoom: 0.50




LOGO4
Digitizing
ORDERS AT
SALES@LOGO4DIGITIZING.COM




Stop #: 1
Element:
Code: 1428
Name:
Chart: Madeira Classic 40
Stitches: 1,532
Thread used: 9.26m



Stop #: 2
Element:
Code: 1148
Name: Rustic Pink
Chart: Madeira Classic 40
Stitches: 2,076
Thread used: 8.99m



Stop #: 3
Element:
Code: 1000
Name: Black
Chart: Madeira Classic 40
Stitches: 1,827
Thread used: 11.59m



Stop #: 4
Element:
Code: 1003
Name: White
Chart: Madeira Classic 40
Stitches: 194
Thread used: 1.47m